
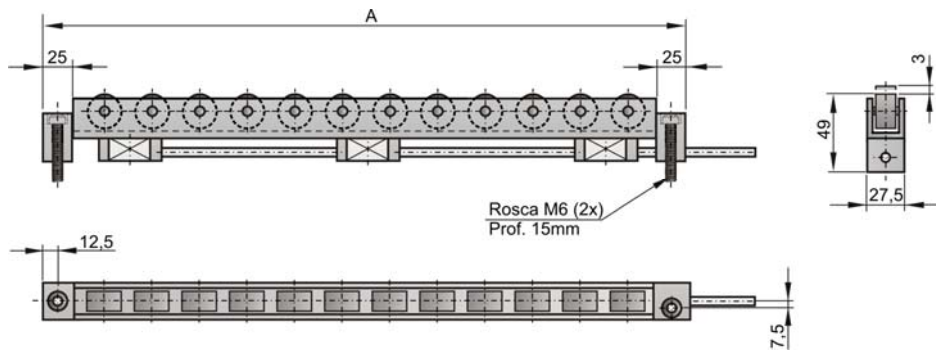



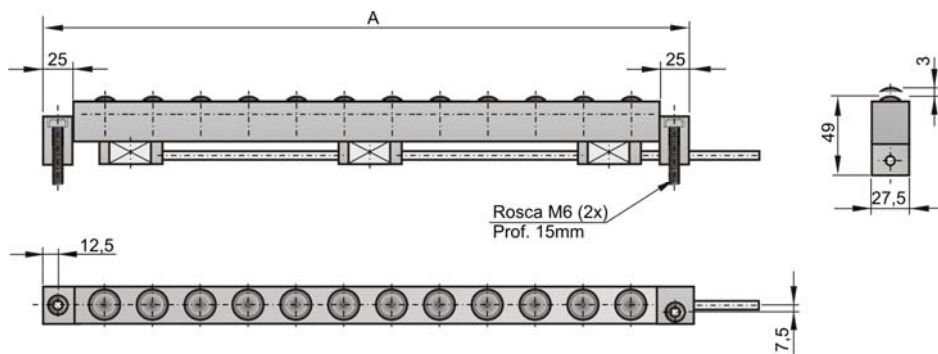
Régua Levantadora com Roletes PQHL-28-R



Dimensões PQHL (mm)

Modelo	TON.	A	ROLETES	CILINDROS
PQHL-28-R-040/02	1,5	400	7	3
PQHL-28-R-050/02	1,5	500	9	3
PQHL-28-R-060/02	1,5	600	11	3
PQHL-28-R-070/02	2,0	700	13	4
PQHL-28-R-080/02	2,0	800	15	4
PQHL-28-R-090/02	2,5	900	17	5
PQHL-28-R-100/02	3,0	1000	19	6
PQHL-28-R-110/02	3,0	1100	21	6
PQHL-28-R-120/02	3,5	1200	23	7
PQHL-28-R-130/02	4,0	1300	25	8
PQHL-28-R-140/02	4,5	1400	27	9
PQHL-28-R-150/02	5,0	1500	29	10
PQHL-28-R-160/02	5,0	1600	31	10

Régua Levantadora com Esferas PQHL-28-E



Dimensões PQHL (mm)

Modelo	TON.	A	ESFERAS	CILINDROS
PQHL-28-E-040/02	1,5	400	7	3
PQHL-28-E-050/02	1,5	500	9	3
PQHL-28-E-060/02	1,5	600	11	3
PQHL-28-E-070/02	2,0	700	13	4
PQHL-28-E-080/02	2,0	800	15	4
PQHL-28-E-090/02	2,5	900	17	5
PQHL-28-E-100/02	3,0	1000	19	6
PQHL-28-E-110/02	3,0	1100	21	6
PQHL-28-E-120/02	3,5	1200	23	7
PQHL-28-E-130/02	4,0	1300	25	8
PQHL-28-E-140/02	4,5	1400	27	9
PQHL-28-E-150/02	5,0	1500	29	10
PQHL-28-E-160/02	5,0	1600	31	10

Poderão ser fornecidos régua levantadoras especiais , comprimento conforme necessário

A PRODTY é detentora de patentes brasileiras e internacionais, que cobrem características de seus desenhos