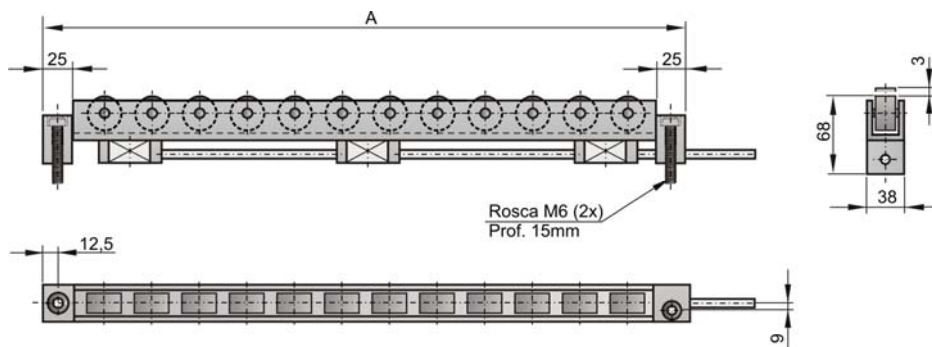



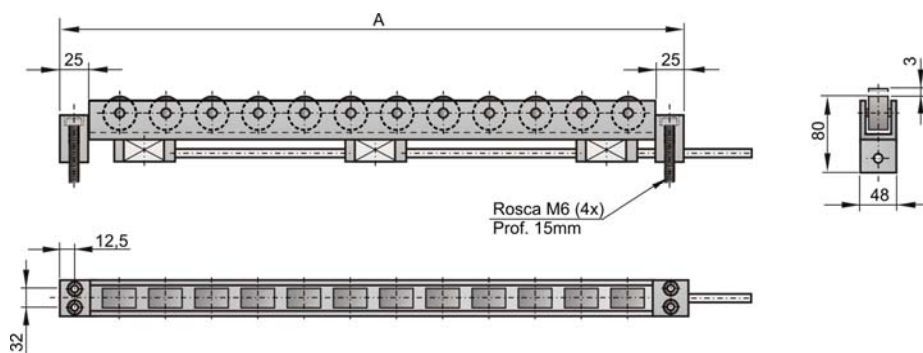
Régua Levantadora com Roletes PQHL-38-R



Dimensões PQHL (mm)

Modelo	TON.	A	ROLETES	CILINDROS
PQHL-38-R-040/02	1,5	400	4	3
PQHL-38-R-050/02	1,5	500	5	3
PQHL-38-R-060/02	1,5	600	6	3
PQHL-38-R-070/02	2,0	700	7	4
PQHL-38-R-080/02	2,0	800	8	4
PQHL-38-R-090/02	2,5	900	9	5
PQHL-38-R-100/02	3,0	1000	10	6
PQHL-38-R-110/02	3,0	1100	11	6
PQHL-38-R-120/02	3,5	1200	12	7
PQHL-38-R-130/02	3,5	1300	13	7
PQHL-38-R-140/02	4,0	1400	14	8
PQHL-38-R-150/02	4,0	1500	15	8
PQHL-38-R-160/02	5,0	1600	16	10
PQHL-38-R-170/02	5,0	1700	17	10

Régua Levantadora com Roletes PQHL-48-R



Dimensões PQHL (mm)

Modelo	TON.	A	ROLETES	CILINDROS
PQHL-48-R-050/02	2	500	3	2
PQHL-48-R-060/02	3	600	4	3
PQHL-48-R-070/02	3,0	700	5	3
PQHL-48-R-080/02	4,0	800	5	4
PQHL-48-R-090/02	4,0	900	6	4
PQHL-48-R-100/02	5,0	1000	6	5
PQHL-48-R-110/02	5,0	1100	6	5
PQHL-48-R-120/02	6,0	1200	7	6
PQHL-48-R-130/02	7,0	1300	7	7
PQHL-48-R-140/02	7,0	1400	8	7
PQHL-48-R-150/02	8,0	1500	9	8
PQHL-48-R-160/02	8,0	1600	10	8
PQHL-48-R-170/02	9,0	1700	11	9

Poderão ser fornecidos régua levantadoras especiais , comprimento conforme necessário